

# EYRE PENINSULA VitalSigns®

2021

This Vital Signs report is a community 'health-check' for the Eyre Peninsula region, outlining our strengths, challenges and needs as a community.

The Eyre Peninsula Community Foundation covers a broad geographic area across South-West South Australia, including the local government areas of Ceduna, Cleve, Elliston, Franklin Harbour, Kimba, Lower Eyre Peninsula, Port Lincoln, Streaky Bay, Tumby Bay, Whyalla, Wudinna, and much of Unincorporated SA.



## EYRE PENINSULA SNAPSHOT

Population (2016) – 56,624

Median age – 42 (SA 40)

Net migration (2018) – -546

Median household weekly income – \$1,081 (SA \$1,203)

Median household size – 2.3 (SA 2.4)

## IF EYRE PENINSULA WERE A VILLAGE OF 100 PEOPLE WE WOULD BE:

### GENDER



42  
MALE



58  
FEMALE

### COMMUNITY



37  
VOLUNTEER



29  
NO  
INTERNET  
ACCESS

### NATIONALITY



5  
ABORIGINAL/  
TORRES STRAIT  
ISLANDER



11  
BORN  
OVERSEAS



88  
AUSTRALIAN  
CITIZENS



4  
SPEAK A  
LANGUAGE  
OTHER THAN  
ENGLISH AT  
HOME

### TRAVEL



6  
HOUSEHOLDS  
DON'T OWN  
A CAR



2  
CATCH  
PUBLIC  
TRANSPORT  
TO WORK



71  
DRIVE A  
PRIVATE  
VEHICLE TO  
WORK



6  
WALK OR  
CYCLE TO  
WORK

### AGE



23  
CHILDREN  
ZERO - 17



77  
ADULTS

### HEALTH + WELLBEING



6  
NEED  
ASSISTANCE  
WITH CORE  
ACTIVITIES

18  
OVER 65

### EDUCATION

35  
COMPLETED  
YEAR 12

9  
UNIVERSITY  
QUALIFIED

24  
VOCATIONALLY  
TRAINED

### WORK + EMPLOYMENT

54  
FULL  
TIME

37  
PART  
TIME

8  
UNEMPLOYED

# Belonging & Leadership



Ensuring all citizens develop and maintain a sense of belonging, now and into the future, is critical for sustaining the culture and lifestyle of the Eyre Peninsula, and ensuring everyone can share in the region's success.

## CULTURAL DIVERSITY

### ABORIGINAL AND/OR TORRES STRAIT ISLANDER

(South Australia 2.0%)

**Highest ATSI populations:**

Ceduna (21.7%), Port Lincoln and Whyalla



### PEOPLE BORN OVERSEAS

**11%**

(South Australia 23%)



### PEOPLE WHO SPEAK A LANGUAGE OTHER THAN ENGLISH AT HOME

**4.0%**

(South Australia 16%)

**Highest proportion:** Ceduna and Whyalla


**Lowest proportion:** Kimba



### VOTING IN LOCAL GOVERNMENT ELECTIONS



ELLISTON & CLEVE



PORT LINCOLN & DCLEP

### PEOPLE WHO DO NOT HAVE HOME INTERNET ACCESS

**29.1%**

(Regional South Australia 25%)



## COMMUNITY CONNECTEDNESS

### VOLUNTEER RATES

**36.6%**

(AGE 15 AND OVER)

(Regional South Australia 27.8%)


**Towns with volunteer rates greater than 40%:** Ceduna, Cleve, Kimba, Franklin Harbour and Wudinna

**Towns with volunteer rates less than 25%:** Whyalla and Port Lincoln



### DONATION AND GIFT REPORTING

### TAX-DEDUCTIBLE DONATIONS



In 2016, almost \$900,000 was donated across the Eyre Peninsula.

**Highest donation rates:** Whyalla, Port Lincoln, Ceduna and Franklin Harbour

**Lowest donation rates:** Elliston, Kimba and Wudinna

### WHYALLA MEN'S SHED

Eyre Peninsula Community Foundation (EPCF) distributes small community grants for charitable purposes in an annual program that supports communities across the region. This makes a big difference to hard-working, tightly-resourced and often remotely located community groups.

The Whyalla Men's Shed was established in 2014, providing workshops, gardens, meeting space and a recreation area. It operates programs supporting the social, physical and psychological well-being of its 40+ members.

EPCF supported the group after the theft of its pizza oven — an asset that is central to cooking simple food for group members, families and other visitors — with food being part of the welcome and connection process for all involved in the Men's Shed.

# Healthy & Resilient Communities




UN SUSTAINABLE DEVELOPMENT GOALS

The health of individuals within our community plays an important role in the sustainability of the Eyre Peninsula region.

The larger cities and towns have more people in need of health services. Many smaller towns are isolated from essential health services, resulting in long travel times. Mental health is an area of growing concern, particularly for those associated with agricultural industries.

## COMMUNITIES

### MEDIAN AGE



Oldest median age: Tumby Bay, Franklin Harbour and Elliston

Lowest median age: Ceduna, Port Lincoln, Wudinna, Whyalla and Kimba

### SINGLE PERSON HOUSEHOLDS



### COUPLES WITH CHILDREN HOUSEHOLDS

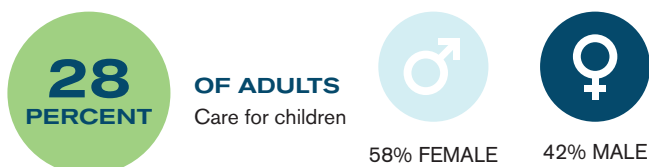


### SINGLE-PARENT HOUSEHOLDS



## CARING FOR OTHERS

### PERCENTAGE OF ADULTS PROVIDING UNPAID CARE OF CHILDREN



Of carers only for other people's children, **65% of carers are female**

### PERCENTAGE OF ADULTS PROVIDING UNPAID CARE OF OTHERS



Areas with the highest numbers of people caring for others: Tumby Bay, Port Lincoln, Whyalla and Elliston

## HEALTH AND WELLBEING

### THREE OR MORE CHRONIC HEALTH CONDITIONS

Highest rates: Whyalla, Port Lincoln and Franklin Harbour-Cleve-Kimba

**12.6%** ADULTS



**27%** ADULTS 60+

### NEED ASSISTANCE WITH CORE ACTIVITIES

**5.6%** Of people need assistance with core activities



**3%**

Of people (15 - 64) live in the community with profound or severe disability

Highest rates: Whyalla and Elliston

### SMOKING WHILE PREGNANT

**20%** EYRE PENINSULA  
**15%** REGIONAL S.A.



**45%** ABORIGINAL WOMEN ON THE EYRE PENINSULA (2008-2010)

## SUPPORT IN TIME OF CRISIS



**PEOPLE**  
Unable to access support in a time of crisis



**Highest rates:** Whyalla, Lower Eyre Peninsula and Franklin Harbour

## CHILDREN IN DISADVANTAGE



**CHILDREN**  
Living in a household where no parent works



### EYRE PENINSULA HOME HOSPICE PARTNERSHIP

Several years ago, a local resident nursed his wife at home following a diagnosis of cancer. He greatly appreciated the service provided by the palliative care nurses from the Community Health Service, but he found it difficult to cope after the nurses had finished their shift. The need for in-home assistance during evenings, weekends and public holidays was clear.

The Eyre Peninsula Community Foundation (EPCF) established a Home Hospice Fund to ensure that nurses would be available, free of charge, to help patients and their families after hours. The Charity Bookshop, Eyre Peninsula Book Bazaar, was also established to raise some of the program funding. The Book Bazaar has been operating very successfully for over eight years with around 30 volunteers. Additional contributions are also received from private donors, community service organisations and the local community banks.

After an 18-month trial period, the service has been permanently available since February 2017. Matthew Flinders Home provides the front-line clinical services, funded by EPCF. The Home Hospice service is the first, and only, service of its kind in South Australia. Currently averaging around three patients per month, it is highly valued by the patients, families and friends it supports at a most difficult time.

When the Community Health Service ran short of beds to provide to patients staying at home, EPCF donated a new bed to the palliative care team for use where needed outside the hospital.

# Disadvantage & Poverty



Understanding where relative disadvantage exists in our region will allow us to act and advocate for changes that can improve our life experiences, opportunities and aspirations.

## SEIFA DISADVANTAGE INDEX

A higher score indicates less disadvantage, and lower score indicates greater disadvantage.

Eyre Peninsula	Regional S.A	South Australia
<b>939</b>	<b>945</b>	<b>979</b>

**Areas of greatest disadvantage:** Whyalla, Port Lincoln, Ceduna and Franklin Harbour

**Areas of lowest disadvantage:** Streaky Bay, Wudinna, Cleve and Kimba

## HOUSEHOLD INCOME

### HOUSEHOLDS EARNING LESS THAN \$650/WEEK



**Non-family households earning less than \$500/week**

**14.3%**

**Family households earn less than \$1,000/week**

**18.5%**

**Households renting 'social housing'**

**11%**

**Highest rates of low income earners:** Whyalla, Port Lincoln and Ceduna

Regional South Australia 6%

## SUPPORT FOR THE AGED

### PEOPLE AGED 65+ RECEIVING THE PENSION



Franklin Harbour, Whyalla, Ceduna, Elliston, Port Lincoln and Wudinna all have pension-recipient rates greater than 75%.

### RESIDENTIAL AGED CARE

Eyre Peninsula	80 PLACES IN EVERY 1,000
Regional S.A	82 PLACES IN EVERY 1,000
South Australia	92 PLACES IN EVERY 1,000

Residential aged care places are not evenly distributed across all communities in the region.

# Education & Employment

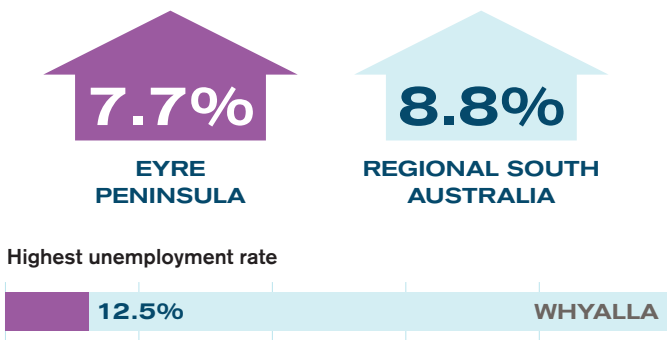


UN SUSTAINABLE DEVELOPMENT GOALS

Education is the foundation for fulfilling aspirations, sustaining strong communities and maintaining a resilient and relevant regional economy in a highly mobile and connected world.

## EMPLOYMENT & ENGAGEMENT

### UNEMPLOYMENT RATE



### 15 - 24 YEAR OLDS NOT EARNING OR LEARNING



### MOVING TO AND FROM THE EYRE PENINSULA (2011-2016)

**5237** PEOPLE MOVING INTO THE REGION

**7271** PEOPLE MOVING OUT OF THE REGION




**2034**  
PEOPLE

NET OUTWARD  
MIGRATION

Almost half of those leaving were aged 18-24. University and work in the mining and resources sectors are key factors for the migration of young people from the region.

## EDUCATION

### PERCENTAGE OF 5 YEAR OLDS ASSESSED AS VULNERABLE OR AT RISK IN ONE OR MORE AREAS OF AUSTRALIAN EARLY DEVELOPMENT CENSUS



The highest proportions were in Ceduna, Port Lincoln and Whyalla.

### HIGH SCHOOL COMPLETION RATES



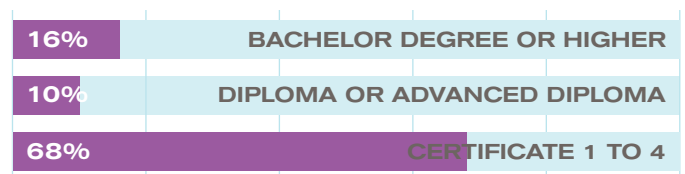
Females are more likely to complete Year 12 than males.

### UNIVERSITY QUALIFIED

**13%**  
(Regional South Australia 18%)



### QUALIFICATION LEVEL



## HOW TO USE THIS REPORT?

We have a lot to be proud of in the Eyre Peninsula, though we face many challenges. Please use this report to start conversations with community groups, friends, family and colleagues. Start thinking about how you can make a difference and be a change maker for a better Eyre Peninsula. Contact the Eyre Peninsula Community Foundation so we can create change together.

## THE EYRE PENINSULA COMMUNITY FOUNDATION

The Eyre Peninsula Community Foundation enables the people of the Eyre Peninsula to proactively contribute to the long term benefit of our region by building community capacity, and addressing local needs through charitable grant-making and encouraging philanthropy. The Foundation carefully manages more than \$500,000 in funds and investments, distributing more than \$60,000 in grants in 2020/21.

## WHAT HAPPENS NEXT?

This report is an important starting point, measuring many things with pre-COVID data that will provide an important baseline for future reports. But data is only one tool, and it is when we engage deeply with our community through service providers and individuals that we fully understand their needs and how we can provide support.

This inaugural Vital Signs report, is just the beginning. We can use this as a tool to track our progress and measure impact for years to come.

## THANK YOU

We would like to thank The Wyatt Trust for providing the leadership, support and project management to create Vital Signs reports for the five South Australian Community Foundations:

## ABOUT VITAL SIGNS AND THE SUSTAINABLE DEVELOPMENT GOALS

Vital Signs is a framework to measure the vitality of a community. It provides a snapshot of celebration points and challenges that affect people who live in this region, in order to support action towards improving our collective quality of life. Vital Signs is licenced by Community Foundations of Canada for use by community foundations throughout the world.

The Vital Signs approach aligns with the United Nations' Sustainable Development Goals. These 17 goals were adopted by United Nations Member States in 2015 as a universal call to action to end poverty, protect the planet and ensure that all people enjoy peace and prosperity by 2030.

## ACKNOWLEDGEMENT

The Eyre Peninsula Community Foundation acknowledges the region has significant cultural value to the Barngarla, Nauo and Wirangu First Nations peoples who retain strong connections to their land.

## CONTACT US

t: 0400 685 520  
e: [admin@epcf.com.au](mailto:admin@epcf.com.au)  
w: [www.epcf.com.au](http://www.epcf.com.au)

Date: June 2021

