



Stand Like Stone

Inspiring kindness and courage

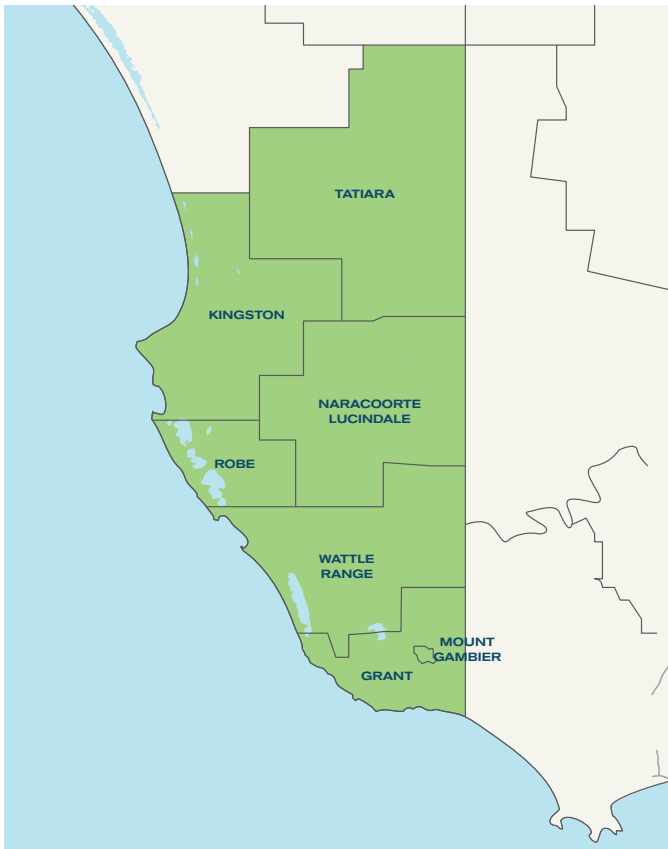
LIMESTONE COAST

VitalSigns®

2021

This Vital Signs report is a community check for the Limestone Coast region, outlining our strengths, challenges and needs as a community.

Located in the South-East of South Australia, the Limestone Coast encompasses seven local government areas: Grant, Mount Gambier, Naracoorte Lucindale, Kingston, Robe, Tatiara, and Wattle Range Councils.



LIMESTONE COAST SNAPSHOT

Population (2016) - 64,794

Median age - 42 (SA 40)

Overseas migration (2019) - 222 arrivals

Net migration (2019) - 126 more people left the region than came to the region

Median weekly income - \$1,108 (South Australia \$1,203)

IF THE LIMESTONE COAST WERE A GROUP OF 100 PEOPLE WE WOULD BE:

GENDER



49
MALE



51
FEMALE

COMMUNITY



28
VOLUNTEER



21
NO INTERNET ACCESS

NATIONALITY

2
ABORIGINAL/
TORRES STRAIT
ISLANDER

10
BORN OVERSEAS

90
AUSTRALIAN
CITIZENS

5
SPEAK A
LANGUAGE
OTHER THAN
ENGLISH AT
HOME

TRAVEL TO WORK

5
HOUSEHOLDS
DON'T OWN
A CAR

0
CATCH
PUBLIC
TRANSPORT

75
DRIVE A
PRIVATE
VEHICLE

4
WALK OR
CYCLE TO
WORK

7 WORK FROM HOME

AGE



23
CHILDREN
0 - 17



58
ADULTS
19
OVER 65

HEALTH + WELLBEING



14
EXPERIENCED
HIGH LEVELS
OF DISTRESS
RECENTLY



5
NEED
ASSISTANCE
WITH CORE
ACTIVITIES

EDUCATION

34
COMPLETED
YEAR 12
09
UNIVERSITY
QUALIFIED
24
VOCATIONALLY
TRAINED

WORK + EMPLOYMENT


56 FULL TIME
37 PART TIME
05 UNEMPLOYED

Housing



HOMELESSNESS & SECURITY

LIMESTONE COAST HOMELESSNESS RATE



South Australian average: 37 in every 10,000 people *218 people
Australia average 50 in every 10,000 people

FAMILY AND DOMESTIC ABUSE

347 CHARGES FOR FAMILY AND DOMESTIC ABUSE IN 2018-19

HOUSING AFFORDABILITY AND STRESS

MEDIAN HOUSE PRICE (2019)

\$239,183

(up 17% since 2014)



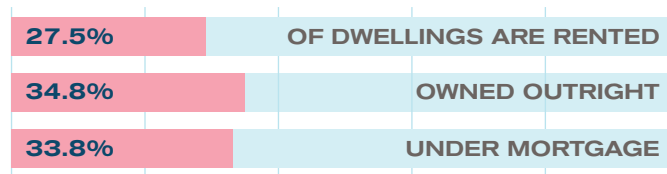
AVERAGE HOUSEHOLD SIZE

2.4 PEOPLE


(South Australia 2.4 people)




RENTING V OWNER-OCCUPIED



LIVING IN SOCIAL HOUSING



HOUSEHOLDS RECEIVING COMMONWEALTH RENT ASSISTANCE (2017)



AVERAGE MONTHLY RENTAL COST

\$787 PER MONTH

(South Australia \$1,146/month)

AVERAGE MONTHLY MORTGAGE PAYMENT

\$1,235 PER MONTH

(South Australia \$1,605/month)

STRESS

MORTGAGE HOLDERS EXPERIENCING HOUSING STRESS

4.7%

DOWN FROM 6.9%
(South Australia 4.0% Australia 7.2%)



RENTERS EXPERIENCING HOUSING STRESS

7.3%

UP FROM 6.9% IN 2011
(South Australia 15.7% Australia 16.2%)



Disadvantage & Poverty



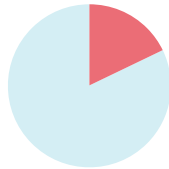
UN SUSTAINABLE DEVELOPMENT GOALS

POVERTY

13%

OF FAMILY HOUSEHOLDS LIVE IN POVERTY

*poverty here is calculated at income of \$800/wk for couple families and \$650/wk for single parent families



SINGLE PARENT FAMILIES ARE FIVE TIMES MORE LIKELY TO LIVE IN POVERTY THAN FAMILIES WITH TWO PARENTS.



22%

OF CHILDREN LIVE IN LOW-INCOME, WELFARE-DEPENDANT FAMILIES (2017)

(South Australia 24% Australia 21%)

DISADVANTAGE

SEIFA (INDEX OF SOCIO-ECONOMIC DISADVANTAGES) BASED ON AUSTRALIAN SCORE OF 1000 - A LOWER SCORE INDICATES GREATER RELATIVE DISADVANTAGE

Mount Gambier and Wattle Range rank amongst the 20% most socio-economically disadvantaged LGAs in Australia.

MOUNT GAMBIER	925
WATTLE RANGE	940
GRANT	1018
ROBE	1011
KINGSTON	973
NARACOORTE LUCINDALE	974
TATIARA	989
SOUTH AUSTRALIA	979

INCOME

MEDIAN WEEKLY HOUSEHOLD INCOME

\$1,108

(South Australia \$1,203)



MEDIAN INDIVIDUAL WEEKLY INCOME

\$617

(South Australia \$600)



INCOME SUPPORT

RELIANCE ON UNEMPLOYMENT BENEFITS

2,293 PEOPLE 2019

2,554 PEOPLE 2016

(4.9% of population aged 15+)

IMPACT OF COVID-19 ON NUMBER OF PEOPLE ON JOB SEEKER AND YOUTH ALLOWANCE

LIMESTONE COAST:

6.6 OF PEOPLE AGED 15-64 PERCENT

MARCH 2020

(South Australia 7%)

8.8 OF PEOPLE AGED 15-64 PERCENT

OCTOBER 2020

(South Australia 10.1%)



FOOD RELIEF FOR THE VULNERABLE

LIMESTONE COAST HOME HAMPER DELIVERY PROGRAM

When the global COVID-19 pandemic hit, Foodbank Limestone Coast quickly adapted its distribution model and provided 140 food hampers to people in need within 48 hours of receiving the order.

The Home Hamper Delivery program provided food to many families who were isolated, had limited supply of food in their town, or simply didn't have the necessary funds to access food.

Thanks to funding from one of our donors, the Stand Like Stone Foundation was able to make a real difference to people experiencing food poverty during an emergency.

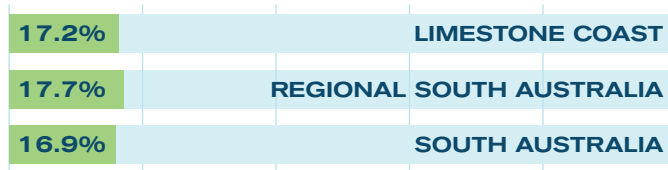
Healthy & resilient communities



UN SUSTAINABLE DEVELOPMENT GOALS

PHYSICAL HEALTH

POPULATION WITH FAIR OR POOR SELF-ASSESSED HEALTH



MULTIPLE CHRONIC CONDITIONS



OVERWEIGHT OR OBESE ADULTS



ADULTS UNDERTAKING THE RECOMMENDED 150 MINUTES OF PHYSICAL ACTIVITY EACH WEEK

52.9%

(South Australia 66%)



MENTAL HEALTH

PEOPLE EXPERIENCING HIGH LEVELS OF PSYCHOLOGICAL DISTRESS* (AGED 18+)

*using Kessler 10 scales



LIMESTONE COAST
(South Australia 14.1%
Australia 13%)



ALCOHOL CONSUMPTION

PERCENTAGE OF PEOPLE DRINKING MORE THAN FOUR STANDARD DRINKS ON A SINGLE OCCASION (AT LEAST MONTHLY, AGED 15+)



LIMESTONE COAST
(South Australia 21.2%)

ESTIMATED PERCENTAGE OF ADULTS WHO DRINK MORE THAN TWO STANDARDS DRINKS PER DAY ON AVERAGE

20.6%

(South Australia 15.3% Australia 16.1%)



COMMUNITY CONNECTEDNESS

DONATION & GIFTING REPORTING

25.9%

of employed people made tax-deductible donations (median donation of \$100)

VOLUNTEER RATES

28.1%

(South Australia 21.4% Australia 19%)



HELPING PEOPLE BOUNCE BACK FROM ADVERSITY

RESILIENCE TRAINING

The Junction is a not-for-profit mental health organisation, supporting people experiencing or recovering from mental illness.

The Resilience Training program provided Esher House Resilience Training and Equine Assisted Learning to community members with various disabilities and mental health issues such as post-traumatic stress disorder, anxiety, depression, drug and alcohol problems.

Thanks to funding from the OneFortyOne Community Grants program, the Stand Like Stone Foundation is helping people improve their mental health wellbeing.

Education & learning



UN SUSTAINABLE DEVELOPMENT GOAL

EARLY CHILDHOOD LEARNING

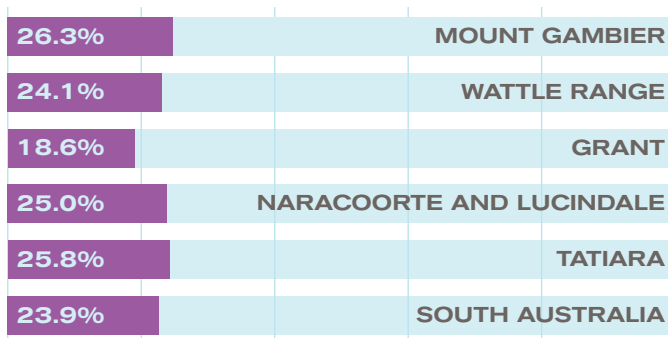


2018

OF CHILDREN ARE ASSESSED IN THEIR EARLY CHILDHOOD DEVELOPMENT AS VULNERABLE IN ONE OR MORE OF:

- Physical Health & Wellbeing
- Language and Cognitive Skills
- Social Competence, Emotional Maturity
- Communication Skills
- General Knowledge

PERCENTAGE OF 5 YEAR OLDS ASSESSED AS VULNERABLE OR AT RISK IN ONE OR MORE AREAS OF AUSTRALIAN EARLY DEVELOPMENT CENSUS



ATTENDED RECOMMENDED 15 HOURS OF PRESCHOOL PER WEEK

63.1% LIMESTONE COAST
69.7% SOUTH AUSTRALIA
81.5% AUSTRALIA



HIGH SCHOOL

HIGH SCHOOL COMPLETION RATES



(South Australia 47.4% Australia 51.9%)

FURTHER EDUCATION

UNIVERSITY QUALIFICATION

9%

(South Australia 19% Australia 22%)



YOUTH (15 TO 19 YEAR OLDS) FULLY-ENGAGED IN EMPLOYMENT, SCHOOL EDUCATION OR ADDITIONAL STUDY

79%

(South Australia 81.1%)



VOCATIONAL QUALIFICATION

23.6%

(South Australia 20.1% Australia 18.8%)



HELPING LOCAL STUDENTS THRIVE

STAND LIKE STONE
EDUCATIONAL
SCHOLARSHIPS

The Stand Like Stone Foundation has 19 sub-funds established specifically to provide educational scholarships to students with a connection to the Limestone Coast. Donations are held in trust and invested, with the income generated granted back to the community through scholarships.

Thanks to our donors, the Stand Like Stone Foundation is able to give local students the opportunity to thrive so that they, in turn, can make great contributions to our region.

HOW TO USE THIS REPORT?

We have a lot to be proud of in the Limestone Coast, though we face some challenges. Use this report to start conversations with friends, family and colleagues. Start thinking about how you can make a difference and be a change maker for a better Limestone Coast.

THE STAND LIKE STONE FOUNDATION

The Stand Like Stone Foundation was established in 2004 by a passionate group of people, leading and encouraging the creation and growth of a community fund, benefiting the region in perpetuity.

We offer individuals, families, groups, corporations and not-for-profit organisations an easy and satisfying way of giving something of real value back to the community that they care about. Donations are held in trust and invested to maximise income. Income earned is then granted in the form of grants for charitable projects and scholarships to local individuals.

We work in partnership with donors, local organisations and our community to strengthen and increase opportunities, promoting wellbeing within the community.

WHAT HAPPENS NEXT?

This report is an important starting point, measuring many things with pre-COVID data that will provide an important baseline for future reports. But data is only one tool, and it is when we engage deeply with our community through service providers and individuals that we fully understand their needs and how we can provide support.

As we launch this inaugural Vital Signs report, we acknowledge that this is just the beginning. We can use this as a tool to track our progress and measure impact for years to come.

Date: August 2021

ABOUT VITAL SIGNS AND THE SUSTAINABLE DEVELOPMENT GOALS

Vital Signs is a community driven data program used by community foundations around the world to measure the vitality of their communities and identify significant trends in a range of quality-of-life areas. We acknowledge with appreciation the work of the Toronto Foundation that has developed and shared the Vital Signs concept. The Vital Signs trademark is used with permission from Community Foundations of Canada and licensed through Australian Community Philanthropy.

The Vital Signs approach connects with the United Nations' Sustainable Development Goals. These 17 goals were adopted by United Nations Member States in 2015 as a universal call to action to end poverty, protect the planet and ensure that all people enjoy peace and prosperity by 2030.

ACKNOWLEDGEMENT

The Stand Like Stone Foundation acknowledges Aboriginal people as the First People and Nations of the ancestral lands and waters of the Limestone Coast. We acknowledge the elders past, present and future and we respect the deep feelings of attachment and relationships of Aboriginal People to Country including the language groups: Meintangk, Potaruwutij, Bunganditj, Tatiara/Ngarkat, Tanganekald (Southern Clans) and Ngarrindjeri.

CONTACT US

t. 08 7701 9259
e. info@standlikestone.com.au
w. www.standlikestone.com.au

THANK YOU

We would like to thank The Wyatt Trust for providing the leadership, support and project management to create Vital Signs reports for the five South Australian Community Foundations:

